Name	Date

GCSE Mathematics 9-1

Coordinates

(Non-Calculator)

Exam-Style Topic Paper	Total Marks
Time: 48 minutes	**/ 43**

Instructions

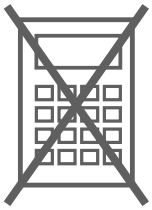

- Use black ink or ball-point pen.
- Fill in the boxes at the top of this page with your name and date number.
- Answer all questions.
- Answer the questions in the spaces provided – there may be more space than you need.
- You must show all your working.
- Diagrams are NOT accurately drawn, unless otherwise indicated.
- Calculators may **not** be used.

Information

- The marks for each question are shown in brackets – use this as a guide as to how much time to spend on each question.

Advice

- Read each question carefully before you start to answer it.
- Try to answer every question.
- Check your answers if you have time at the end.

1 Here is a coordinate grid.

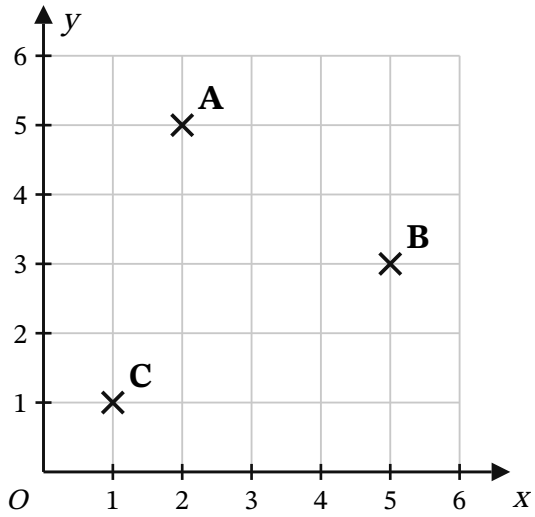

(a) Write down the coordinates of point A.

(..... , ...)

[1 mark]

(b) Write down the coordinates of point B.

(..... , ...)

[1 mark]

(c) Write down the coordinates of point C.

(..... , ...)

[1 mark]

---

2 Here are some points that lie on a straight line.

(1, 2) (2, 3) (3, 4) (4, 5)

Write down the next point in the pattern.

(..... , ...)

[1 mark]

---

3 Here is a coordinate grid.

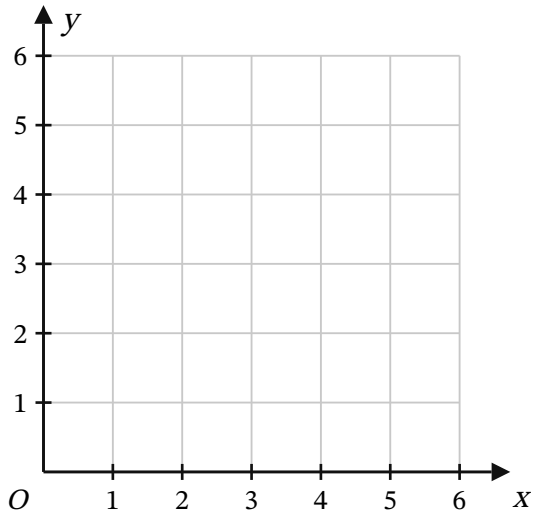

(a) Plot the point (4, 2).
Label the point P.

[1 mark]

(b) Plot the point (1, 6).
Label the point Q.

[1 mark]

(c) Plot the point (5, 0).
Label the point R.

[1 mark]

---

4 Here are four points.

(2, 5) (0, 3) (−6, 0) (1, 1)

Which point is on the x-axis?

.....

[1 mark]

---

5 Point R has coordinates (−4, 2).
Point S is 5 units above point R.
Write down the coordinates of point S.

(..... , ...)

[1 mark]

---

6 Here is a coordinate grid.

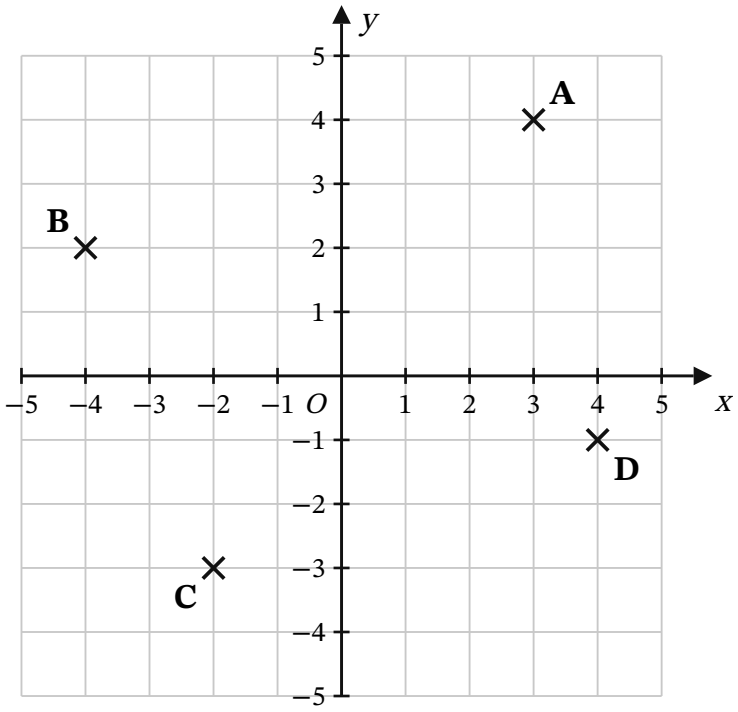

(a) Write down the coordinates of point A.

(..... , ...)

[1 mark]

(b) Write down the coordinates of point B.

(..... , ...)

[1 mark]

(c) Write down the coordinates of point C.

(..... , ...)

[1 mark]

(d) Write down the coordinates of point D.

(..... , ...)

[1 mark]

7 Here is a coordinate grid.

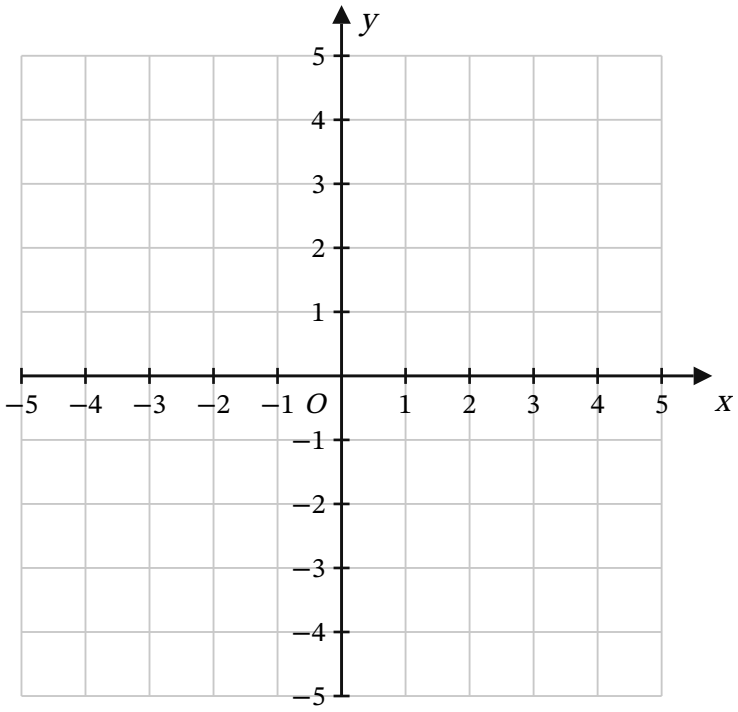

(a) Plot the point (−3, 4).
Label the point E.

[1 mark]

(b) Plot the point (2, −5).
Label the point F.

[1 mark]

(c) Plot the point (−4, −2).
Label the point G.

[1 mark]

(d) Plot the point (0, −3).
Label the point H.

[1 mark]

---

8 Write down the coordinates of the origin.

(..... , ...)

[1 mark]

---

9 Here is a coordinate grid.

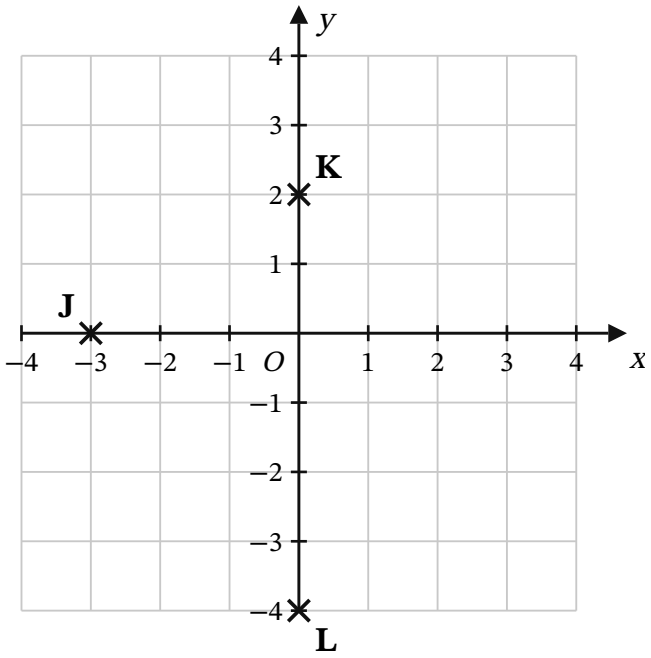

(a) Write down the coordinates of point J.

(..... , ...)

[1 mark]

(b) Write down the coordinates of point K.

(..... , ...)

[1 mark]

(c) Write down the coordinates of point L.

(..... , ...)

[1 mark]

---

10 Point A has coordinates (3, 5).

(a) Write down the x-coordinate of point A.

.....

[1 mark]

(b) Write down the y-coordinate of point A.

.....

[1 mark]

---

11 Neil was asked to plot the point (3, −2).
Here is his answer.

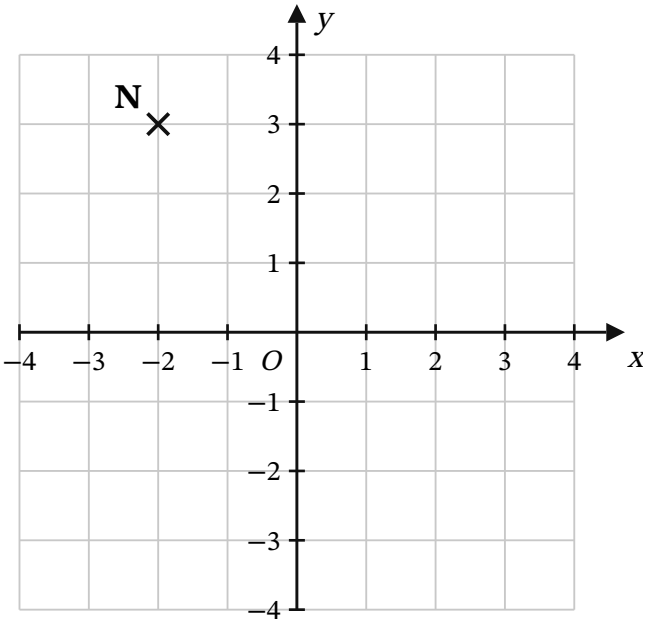

Is Neil correct?
Explain your answer.

.....

.....

[2 marks]

12 Here are four points.

(3, −1) (−1, 3) (5, −1) (−1, −5)

Which two points have the same y-coordinate?

.....

[1 mark]

13 Ali says, "The point (2, 7) is further to the right than the point (5, 1)."
Is Ali correct?
Explain your answer.

.....

.....

[1 mark]

14 Maya says, "Point M has coordinates (4, 1)."

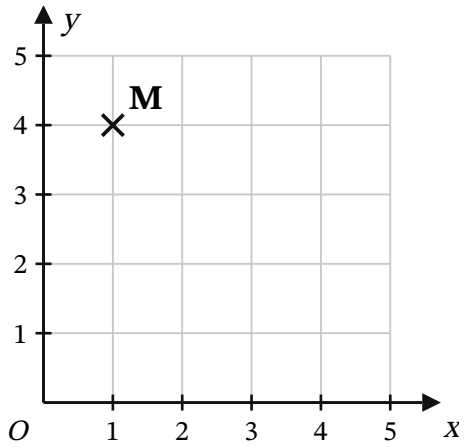

Is Maya correct?
Explain your answer.

.....

.....

[2 marks]

15 Here is a coordinate grid.

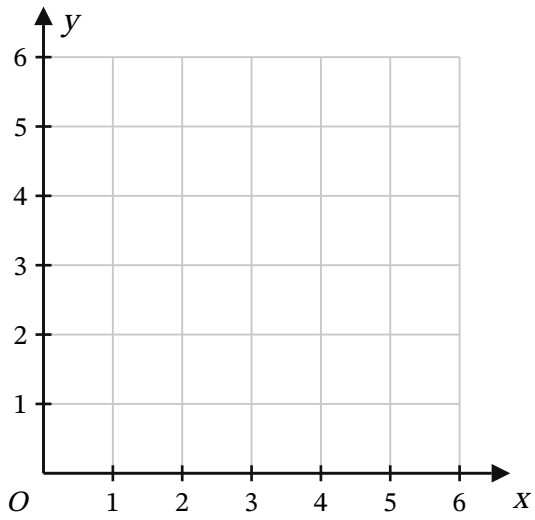

(a) Plot the points (1, 2), (5, 2) and (3, 5).
Join the points with straight lines.

[1 mark]

(b) Write down the name of the shape you have drawn.

.....

[1 mark]

16 The points A, B and C are three corners of a rectangle.

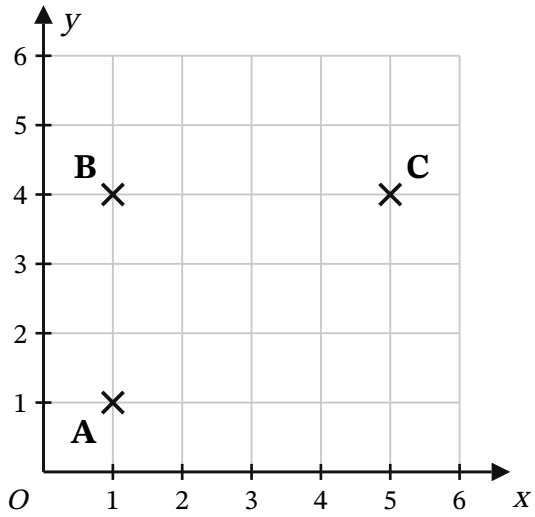

(a) Plot the fourth corner of the rectangle.
Label the point D.

[1 mark]

(b) Write down the coordinates of point D.

(..... , ...)

[1 mark]

---

17 Write down the coordinates of any point on the x-axis.

(..... , ...)

[1 mark]

---

18 The points P, Q and R are three corners of a square.

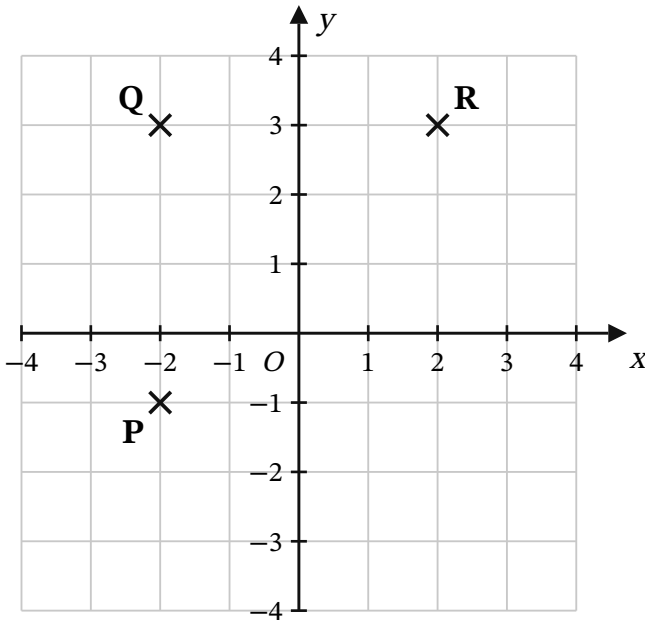

(a) Plot the fourth corner of the square.
Label the point S.

[1 mark]

(b) Write down the coordinates of point S.

(..... , ...)

[1 mark]

---

19 Here are four points.

(3, 0) (0, −2) (−1, −1) (4, 4)

Which point is on the y-axis?

.....

[1 mark]

---

20 Point P has coordinates (1, 4).
Point Q is 3 units to the right of point P.
Write down the coordinates of point Q.

(..... , ...)

[1 mark]

---

21 Here is a coordinate grid with six points.

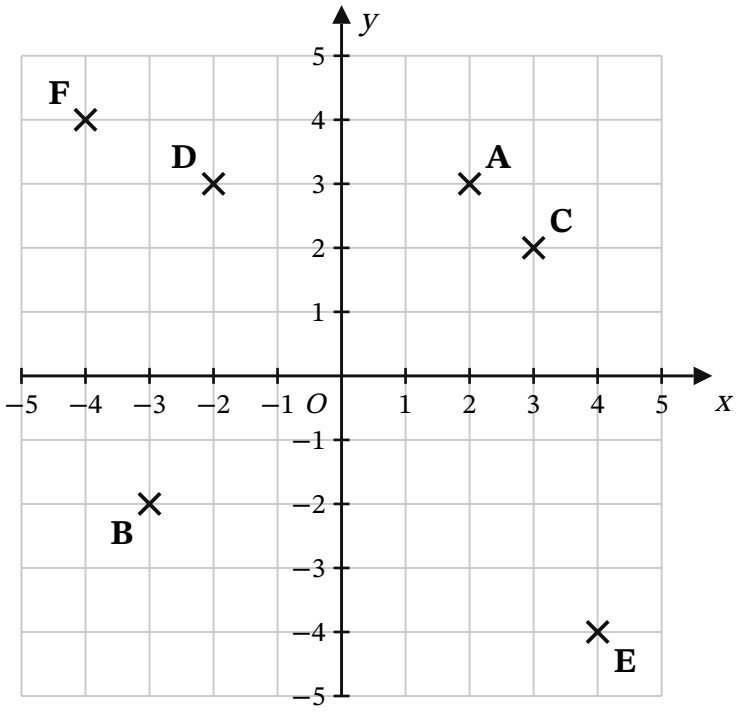

(a) Which point has coordinates (−3, −2)?

.....

[1 mark]

(b) Which point has coordinates (3, 2)?

.....

[1 mark]

(c) Which point has coordinates (−2, 3)?

.....

[1 mark]

---

22 Point T has coordinates (2, 3).
T moves 4 units to the left and then 2 units down.
Write down the new coordinates of T.

(..... , ...)

[2 marks]
